



पण्डित सुन्दरलाल शर्मा (मुक्त) विश्वविद्यालय छत्तीसगढ़, बिलासपुर

(छ.ग. शासन के अधिनियम क्रमांक 26 सन् 2004 द्वारा स्थापित)

कोनी-बिरकोना मार्ग, बिलासपुर (छ.ग.) 495006

दूरभाष: (07752) – 240712, 240752, [www.pssou.ac.in](http://www.pssou.ac.in)

# RESULT (PASSING PERCENTILE)

**VERIFIED**

**REGISTRAR**

Pt. Sunderlal Sharma (Open)  
University Chhattisgarh  
BILASPUR (C.G.)

*Delhoy*  
**Shri Resham Lal Pradhan**  
Incharge NAAC Criteria-VII  
PSSOU, CG Bilaspur



RESULT SUMMARY JULY- JUNE 2017-18

Sl.	course_name	total	pass	pass%
1	B.Com. (FIRST) YEAR	253	78	30.83
2	B.Com. (SECOND) YEAR	207	81	39.13
3	B.Com. (THIRD) YEAR	139	50	35.97
4	B.Ed. FIRST YEAR (2 YEAR DEGREE COURSE)	531	510	96.05
5	B.Ed. SECOND YEAR (2 YEAR DEGREE COURSE)	496	489	98.59
6	BACHELOR OF ARTS (FIRST YEAR)	2901	1399	48.22
7	BACHELOR OF ARTS (SECOND YEAR)	2505	1408	56.21
8	BACHELOR OF ARTS (THIRD YEAR)	2360	1364	57.80
9	BACHELOR OF LIBRARY AND INFORMATION SCIENCE	1677	1260	75.13
10	BACHELOR OF SCIENCE (FIRST YEAR)	4941	1397	28.27
11	BACHELOR OF SCIENCE (SECOND YEAR)	4126	1573	38.12
12	BACHELOR OF SCIENCE (THIRD YEAR)	3027	946	31.25
13	M.A. (FINAL) ECONOMICS	120	95	79.17
14	M.A. (FINAL) ENGLISH	1262	588	46.59
15	M.A. (FINAL) HINDI	273	214	76.98
16	M.A. (FINAL) HISTORY	50	41	82.00
17	M.A. (FINAL) MATHEMATICS	2	2	100.00
18	M.A. (FINAL) POLITICAL SCIENCE	87	70	80.46
19	M.A. (FINAL) SANSKRIT	637	389	61.07
20	M.A. (FINAL) SOCIOLOGY	107	87	81.31
21	M.A. (PREVIOUS) ECONOMICS	153	68	44.44
22	M.A. (PREVIOUS) ENGLISH	2370	1238	52.24
23	M.A. (PREVIOUS) HINDI	334	229	68.56
24	M.A. (PREVIOUS) HISTORY	95	55	57.89
25	M.A. (PREVIOUS) MATHEMATICS	14	4	28.57
26	M.A. (PREVIOUS) POLITICAL SCIENCE	110	80	72.73
27	M.A. (PREVIOUS) SANSKRIT	555	285	51.35
28	M.A. (PREVIOUS) SOCIOLOGY	187	134	71.66
29	M.Sc. (FINAL) MATHEMATICS	1182	433	36.63
30	M.Sc. (PREVIOUS) MATHEMATICS	2243	711	31.70
31	MASTER OF LAW (FINAL)	3	3	100.00
32	MASTER OF LAW (PREVIOUS)	1	1	100.00
33	MASTER OF SOCIAL WORK (FINAL)	6	6	100.00
34	MASTER OF SOCIAL WORK (PREVIOUS)	1	0	0.00
		32707	15210	46.50

*Dr. Anshu*  
Exam Controller  
PSSOU

**VERIFIED**  
*[Signature]*  
REGISTRAR  
Pt. Sunderlal Sharma (Open)  
University Chhattisgarh  
BILASPUR (C.G.)

*Dr. Anshu*  
Shri Resham Lal Pradhari  
Incharge NAAC Criteria-V1.2  
PSSOU, CG Bilaspur



RESULT SUMMARY JAN.-DEC. 2018

Sl.	course_name	total	pass	pass%
1	B.Com. (THIRD) YEAR	43	14	32.56
2	BACHELOR OF ARTS (THIRD YEAR)	400	189	47.25
3	BACHELOR OF LIBRARY AND INFORMATION SCIENCE	1213	857	70.65
4	BACHELOR OF SCIENCE (THIRD YEAR)	1192	650	54.53
5	DIPLOMA IN COMPUTER APPLICATION	365	195	53.42
6	DIPLOMA IN ELEMENTARY LANGUAGE TEACHING	95	36	37.89
7	M.A. (FINAL) ECONOMICS	16	8	50.00
8	M.A. (FINAL) ENGLISH	485	298	61.44
9	M.A. (FINAL) HINDI	46	35	76.09
10	M.A. (FINAL) HISTORY	11	6	54.55
11	M.A. (FINAL) MATHEMATICS	1	1	100.00
12	M.A. (FINAL) POLITICAL SCIENCE	12	8	66.67
13	M.A. (FINAL) SANSKRIT	145	87	60.00
14	M.A. (FINAL) SOCIOLOGY	24	15	62.50
15	M.A. (PREVIOUS) ECONOMICS	51	32	62.75
16	M.A. (PREVIOUS) ENGLISH	674	369	54.75
17	M.A. (PREVIOUS) HINDI	63	41	65.08
18	M.A. (PREVIOUS) HISTORY	22	4	18.18
19	M.A. (PREVIOUS) MATHEMATICS	5	2	40.00
20	M.A. (PREVIOUS) POLITICAL SCIENCE	30	17	56.67
21	M.A. (PREVIOUS) SANSKRIT	159	79	49.69
22	M.A. (PREVIOUS) SOCIOLOGY	58	43	74.14
23	M.Sc. (FINAL) MATHEMATICS	504	261	51.79
24	M.Sc. (PREVIOUS) MATHEMATICS	842	196	23.28
25	MASTER OF SOCIAL WORK (PREVIOUS)	1	1	100.00
26	POST GRADUATE DIPLOMA IN CHHATTISGARHI LANGUAGE U	84	53	63.10
27	POST GRADUATE DIPLOMA IN COMPUTER APPLICATION	455	290	63.74
28	POST GRADUATE DIPLOMA IN HUMAN RESOURCE MANAGE	12	8	66.67
29	POST GRADUATE DIPLOMA IN LABOUR LAW AND LABOUR V	9	6	66.67
30	POST GRADUATE DIPLOMA IN MARKETING MANAGEMENT	2	2	100.00
31	POST GRADUATE DIPLOMA IN PSYCHOLOGICAL GUIDANCE A	41	18	43.90
32	POST GRADUATE DIPLOMA IN YOG SCIENCE (PGDYS)	782	622	79.54
		7842	4443	56.66

*Prady*  
Exam Controller  
PSSOU

VERIFIED

*GA*  
REGISTRAR  
Pt. Sunderlal Sharma (Open)  
University Chhattisgarh  
BILASPUR (C.G.)

*Prady*  
Shri Resham Lal Pradhan  
Incharge NAAC Criteria  
PSSOU, CG Bilaspur



RESULT SUMMARY JULY-JUNE 2018-19

SL.	exam_name	total	appear	pass	pass_ %
1	BACHELOR OF ARTS (FIRST YEAR)	2636	2445	1492	61.02
2	BACHELOR OF ARTS (SECOND YEAR)	2095	2070	1502	72.56
3	BACHELOR OF ARTS (THIRD YEAR)	1802	1789	1278	71.44
4	BACHELOR OF SCIENCE (FIRST YEAR)	3456	3382	1923	56.86
5	BACHELOR OF SCIENCE (SECOND YEAR)	3860	3826	2269	59.30
6	BACHELOR OF SCIENCE (THIRD YEAR)	2666	2660	1539	57.86
7	BACHELOR OF COMMERCE (FIRST YEAR)	176	172	83	48.26
8	BACHELOR OF COMMERCE (SECOND YEAR)	175	172	105	61.05
9	BACHELOR OF COMMERCE (THIRD YEAR)	129	128	72	56.25
10	BACHELOR OF EDUCATION (FIRST YEAR)	519	519	507	97.69
11	BACHELOR OF EDUCATION (SECOND YEAR)	530	530	509	96.04
12	BACHELOR OF LIBRARY AND INFORMATION SCIENCE	692	677	487	71.94
13	DIPLOMA IN COMPUTER APPLICATION	736	718	467	65.04
14	DIPLOMA IN ELEMENTARY EDUCATION (PART-I)	2387	2377	2218	93.31
15	DIPLOMA IN ELEMENTARY EDUCATION (PART-II)	2541	2539	2208	86.96
16	DIPLOMA IN RAMCHARIT MANAS ON SOCIAL WELFARE THROUGH SCIENCE	5	4	3	75.00
17	M.A. (FINAL) ECONOMICS	84	83	68	81.93
18	M.A. (FINAL) ENGLISH	1202	1188	753	63.38
19	M.A. (FINAL) HINDI	209	207	154	74.40
20	M.A. (FINAL) HISTORY	59	59	38	64.41
21	M.A. (FINAL) MATHEMATICS	5	4	1	25.00
22	M.A. (FINAL) POLITICAL SCIENCE	79	78	58	74.36
23	M.A. (FINAL) SANSKRIT	308	305	210	68.85
24	M.A. (FINAL) SOCIOLOGY	138	135	105	77.78
25	M.A. (PREVIOUS) ECONOMICS	22	21	12	57.14
26	M.A. (PREVIOUS) ENGLISH	955	938	581	61.94
27	M.A. (PREVIOUS) HINDI	164	162	126	77.78
28	M.A. (PREVIOUS) HISTORY	5	5	4	80.00
29	M.A. (PREVIOUS) MATHEMATICS	2	2	0	0.00
30	M.A. (PREVIOUS) POLITICAL SCIENCE	102	101	81	80.20
31	M.A. (PREVIOUS) SANSKRIT	240	235	128	54.47
32	M.A. (PREVIOUS) SOCIOLOGY	165	164	138	84.15
33	M.Sc. (FINAL) MATHEMATICS	1173	1166	570	48.89
34	M.Sc. (PREVIOUS) MATHEMATICS	1388	1361	599	44.01
35	MASTER OF SOCIAL WORK (FINAL)	1	1	1	100.00
36	POST GRADUATE DIPLOMA IN BROADCAST JOURNALISM AND NEW MEDIA	1	1	1	100.00
37	POST GRADUATE DIPLOMA IN COMPUTER APPLICATION	1307	1298	872	67.18
38	POST GRADUATE DIPLOMA IN CHHATTISGARHI LANGUAGE LITERATURE	226	216	180	83.33
39	POST GRADUATE DIPLOMA IN GUIDANCE AND COUNSELLING	93	90	59	65.56
40	POST GRADUATE DIPLOMA IN HUMAN RESOURCE MANAGEMENT	21	20	16	80.00
41	POST GRADUATE DIPLOMA IN JOURNALISM AND MASS COMMUNICATION	12	12	6	50.00
42	POST GRADUATE DIPLOMA IN LABOUR LAW AND LABOUR WELFARE	14	13	10	76.92
43	POST GRADUATE DIPLOMA IN MARKETING MANAGEMENT	13	12	11	91.67



## RESULT SUMMARY JULY-JUNE 2018-19

SL.	exam_name	total	appear	pass	pass_%
44	POST GRADUATE DIPLOMA IN TOURISM MANAGEMENT	4	4	4	100.00
45	POST GRADUATE DIPLOMA IN YOG SCIENCE	2020	1995	1778	89.12
		34417	33884	23226	68.55

*Pradhar*  
**Exam Controller**  
**PSSOU**


*Pradhar*  
**Shri Resham Lal Pradhar**  
**Incharge NAAC Criteria-VII**  
**PSSOU, CG Bilaspur**

**VERIFIED**



RESULT SUMMARY JAN.-DEC. 2019

SL.	exam_name	total	appear	pass	pass_%
1	BACHELOR OF ARTS (FIRST YEAR)	877	775	354	45.68
2	BACHELOR OF ARTS (THIRD YEAR)	276	268	100	37.31
3	BACHELOR OF SCIENCE (FIRST YEAR)	1091	1025	412	40.20
4	BACHELOR OF SCIENCE (THIRD YEAR)	635	632	209	33.07
5	BACHELOR OF COMMERCE (FIRST YEAR)	61	54	23	42.59
6	BACHELOR OF COMMERCE (THIRD YEAR)	38	38	21	55.26
7	BACHELOR OF LIBRARY AND INFORMATION SCIENCE	323	307	191	62.21
8	BACHELOR OF BUSINESS ADMINISTRATION (FIRST YEAR)	10	9	4	44.44
9	CERTIFICATE IN GOODS AND SERVICES TAX	49	42	26	61.90
10	DIPLOMA IN COMPUTER APPLICATION	291	279	194	69.53
11	DIPLOMA IN ELEMENTARY LANGUAGE TEACHING	13	13	8	61.54
12	M.A. (FINAL) ECONOMICS	19	19	12	63.16
13	M.A. (FINAL) ENGLISH	410	406	186	45.81
14	M.A. (FINAL) HINDI	67	67	53	79.10
15	M.A. (FINAL) HISTORY	12	11	6	54.55
16	M.A. (FINAL) MATHEMATICS	4	4	1	25.00
17	M.A. (FINAL) POLITICAL SCIENCE	22	22	15	68.18
18	M.A. (FINAL) SANSKRIT	77	77	55	71.43
19	M.A. (FINAL) SOCIOLOGY	44	43	36	83.72
20	M.A. (PREVIOUS) ECONOMICS	6	6	4	66.67
21	M.A. (PREVIOUS) EDUCATION	84	79	64	81.01
22	M.A. (PREVIOUS) ENGLISH	567	527	133	25.24
23	M.A. (PREVIOUS) HINDI	87	79	41	51.90
24	M.A. (PREVIOUS) HISTORY	1	1	0	0.00
25	M.A. (PREVIOUS) MATHEMATICS	7	5	1	20.00
26	M.A. (PREVIOUS) POLITICAL SCIENCE	50	46	29	63.04
27	M.A. (PREVIOUS) SANSKRIT	151	150	89	59.33
28	M.A. (PREVIOUS) SOCIOLOGY	125	120	92	76.67
29	MASTER OF COMMERCE (PREVIOUS)	33	31	26	83.87
30	M.Sc. (FINAL) MATHEMATICS	497	494	182	36.84
31	M.Sc. (PREVIOUS) MATHEMATICS	816	789	217	27.50
32	MASTER OF SOCIAL WORK (PREVIOUS)	80	78	64	82.05
33	POST GRADUATE DIPLOMA IN ADVERTISING AND PUBLIC RELATION	1	1	1	100.00
34	POST GRADUATE DIPLOMA IN COMPUTER APPLICATION	601	590	459	77.80
35	POST GRADUATE DIPLOMA IN CHHATTISGARHI LANGUAGE LITERATURE	162	145	114	78.62
36	POST GRADUATE DIPLOMA IN GUIDANCE AND COUNSELLING	50	49	21	42.86
37	POST GRADUATE DIPLOMA IN HUMAN RESOURCE MANAGEMENT	7	6	3	50.00
38	POST GRADUATE DIPLOMA IN JOURNALISM AND MASS COMMUNICATION	16	13	8	61.54
39	POST GRADUATE DIPLOMA IN LABOUR LAW AND LABOUR WELFARE	19	14	12	85.71
40	POST GRADUATE DIPLOMA IN MARKETING MANAGEMENT	2	2	2	100.00
41	POST GRADUATE DIPLOMA IN YOG SCIENCE	384	378	306	80.95
		8065	7694	3774	49.05

  
**Exam Controller**  
**PSSOU**




RESULT SUMMARY JULY-JUNE 2019-20

sl.	exam_name	total	appear	pass	pass%
1	BACHELOR OF ARTS (FIRST YEAR)	2156	2127	1843	86.65
2	BACHELOR OF ARTS (SECOND YEAR)	1744	1685	1629	96.68
3	BACHELOR OF ARTS (THIRD YEAR)	1464	1464	1278	87.30
4	BACHELOR OF SCIENCE (FIRST YEAR)	2697	2695	2373	88.05
5	BACHELOR OF SCIENCE (SECOND YEAR)	2233	2062	2106	102.13
6	BACHELOR OF SCIENCE (THIRD YEAR)	2333	2210	2016	91.22
7	BACHELOR OF COMMERCE (FIRST YEAR)	209	208	166	79.81
8	BACHELOR OF COMMERCE (SECOND YEAR)	114	103	95	92.23
9	BACHELOR OF COMMERCE (THIRD YEAR)	107	100	86	86.00
10	BACHELOR OF EDUCATION (FIRST YEAR)	509	504	502	99.60
11	BACHELOR OF EDUCATION (SECOND YEAR)	509	509	505	99.21
12	BACHELOR OF LIBRARY AND INFORMATION SCIENCE	787	782	653	83.50
13	BACHELOR OF BUSINESS ADMINISTRATION (FIRST YEAR)	22	22	16	72.73
14	CERTIFICATE IN GOODS AND SERVICES TAX	17	17	15	88.24
15	DIPLOMA IN COMPUTER APPLICATION	711	705	620	87.94
16	DIPLOMA IN ELEMENTARY EDUCATION (PART-I)	2188	2109	2072	98.25
17	DIPLOMA IN ELEMENTARY EDUCATION (PART-II)	2492	2483	2419	97.42
18	DIPLOMA IN ELEMENTARY LANGUAGE TEACHING	15	14	11	78.57
19	DIPLOMA IN RAMCHARIT MANAS ON SOCIAL WELFARE THROUGH SCIENCE	9	9	7	77.78
20	M.A. (FINAL) ECONOMICS	18	18	16	88.89
21	M.A. (FINAL) ENGLISH	877	869	808	92.98
22	M.A. (FINAL) HINDI	150	150	143	95.33
23	M.A. (FINAL) HISTORY	14	14	14	100.00
24	M.A. (FINAL) MATHEMATICS	2	2	1	50.00
25	M.A. (FINAL) POLITICAL SCIENCE	92	91	88	96.70
26	M.A. (FINAL) SANSKRIT	221	219	189	86.30
27	M.A. (FINAL) SOCIOLOGY	155	153	143	93.46
28	M.A. (PREVIOUS) ECONOMICS	3	3	3	100.00
29	M.A. (PREVIOUS) EDUCATION	166	165	165	100.00
30	M.A. (PREVIOUS) ENGLISH	1755	1658	1645	99.22
31	M.A. (PREVIOUS) HINDI	260	247	246	99.60
32	M.A. (PREVIOUS) HISTORY	4	4	4	100.00
33	M.A. (PREVIOUS) MATHEMATICS	15	14	14	100.00
34	M.A. (PREVIOUS) POLITICAL SCIENCE	149	133	131	98.50
35	M.A. (PREVIOUS) SANSKRIT	305	293	291	99.32
36	M.A. (PREVIOUS) SOCIOLOGY	184	176	174	98.86
37	MASTER OF COMMERCE (PREVIOUS)	201	192	188	97.92
38	M.Sc. (FINAL) MATHEMATICS	1008	986	927	94.02
39	M.Sc. (PREVIOUS) MATHEMATICS	1774	1692	1679	99.23
40	MASTER OF SOCIAL WORK (PREVIOUS)	221	209	208	99.52
41	POST GRADUATE DIPLOMA IN ADVERTISING AND PUBLIC RELATION	2	2	2	100.00
42	POST GRADUATE DIPLOMA IN BROADCAST JOURNALISM AND NEW MEDIA	6	5	0	0.00
43	POST GRADUATE DIPLOMA IN COMPUTER APPLICATION	1275	1266	1182	93.36
44	POST GRADUATE DIPLOMA IN CHHATTISGARHI LANGUAGE LITERATURE	419	411	389	94.65




RESULT SUMMARY JULY-JUNE 2019-20

sl.	exam_name	total	appear	pass	pass%
45	POST GRADUATE DIPLOMA IN PSYCHOLOGICAL GUIDANCE AND COUNSELLING	92	89	72	80.90
46	POST GRADUATE DIPLOMA IN HUMAN RESOURCE MANAGEMENT	19	18	17	94.44
47	POST GRADUATE DIPLOMA IN JOURNALISM AND MASS COMMUNICATION	35	33	26	78.79
48	POST GRADUATE DIPLOMA IN LABOUR LAW AND LABOUR WELFARE	18	17	15	88.24
49	POST GRADUATE DIPLOMA IN MARKETING MANAGEMENT	6	6	5	83.33
50	POST GRADUATE DIPLOMA IN TOURISM MANAGEMENT	7	6	3	50.00
51	POST GRADUATE DIPLOMA IN YOG SCIENCE	1441	1432	1345	93.92
52	POST GRADUATE DIPLOMA IN CYBER LAW	14	14	13	92.86
		31224	30395	28558	93.96

  
**Exam Controller**  
 PSSOU

**VERIFIED**

  
**Shri Resham Lal Pradhan**  
 Incharge NAAC Criteria-VII  
 PSSOU, CG Bilaspur



RESULT SUMMARY JAN.-DEC. 2020

sl.	exam_name	total	appear	pass	pass%
1	BACHELOR OF ARTS (FIRST YEAR)	881	862	719	83.41
2	BACHELOR OF ARTS (SECOND YEAR)	374	363	352	96.97
3	BACHELOR OF ARTS (THIRD YEAR)	132	130	94	72.31
4	BACHELOR OF SCIENCE (FIRST YEAR)	823	816	735	90.07
5	BACHELOR OF SCIENCE (SECOND YEAR)	466	459	435	94.77
6	BACHELOR OF SCIENCE (THIRD YEAR)	290	288	245	85.07
7	BACHELOR OF COMMERCE (FIRST YEAR)	61	61	49	80.33
8	BACHELOR OF COMMERCE (SECOND YEAR)	33	30	30	100.00
9	BACHELOR OF COMMERCE (THIRD YEAR)	16	16	8	50.00
10	BACHELOR OF LIBRARY AND INFORMATION SCIENCE	274	271	196	72.32
11	BACHELOR OF BUSINESS ADMINISTRATION (FIRST YEAR)	9	8	3	37.50
12	BACHELOR OF BUSINESS ADMINISTRATION (SECOND YEAR)	7	7	7	100.00
13	DIPLOMA IN COMPUTER APPLICATION	151	147	116	78.91
14	DIPLOMA IN ELEMENTARY LANGUAGE TEACHING	18	14	5	35.71
15	DIPLOMA IN RAMCHARIT MANAS ON SOCIAL WELFARE THROUGH SCIENCE	7	7	6	85.71
16	M.A. (FINAL) ECONOMICS	5	5	3	60.00
17	M.A. (FINAL) EDUCATION	64	64	63	98.44
18	M.A. (FINAL) ENGLISH	304	300	278	92.67
19	M.A. (FINAL) HINDI	61	61	59	96.72
20	M.A. (FINAL) HISTORY	3	3	3	100.00
21	M.A. (FINAL) MATHEMATICS	1	1	1	100.00
22	M.A. (FINAL) POLITICAL SCIENCE	25	25	24	96.00
23	M.A. (FINAL) SANSKRIT	81	81	75	92.59
24	M.A. (FINAL) SOCIOLOGY	80	80	75	93.75
25	M.A. (PREVIOUS) ECONOMICS	3	3	3	100.00
26	M.A. (PREVIOUS) EDUCATION	61	58	58	100.00
27	M.A. (PREVIOUS) ENGLISH	543	518	510	98.46
28	M.A. (PREVIOUS) HINDI	65	62	62	100.00
29	M.A. (PREVIOUS) MATHEMATICS	10	10	10	100.00
30	M.A. (PREVIOUS) POLITICAL SCIENCE	44	40	39	97.50
31	M.A. (PREVIOUS) SANSKRIT	98	96	91	94.79
32	M.A. (PREVIOUS) SOCIOLOGY	86	81	78	96.30
33	MASTER OF COMMERCE (FINAL)	20	19	19	100.00
34	MASTER OF COMMERCE (PREVIOUS)	67	61	60	98.36
35	M.Sc. (FINAL) MATHEMATICS	331	330	304	92.12
36	M.Sc. (PREVIOUS) MATHEMATICS	602	580	572	98.62
37	MASTER OF SOCIAL WORK (PREVIOUS)	110	105	104	99.05
38	MASTER OF SOCIAL WORK (FINAL)	70	70	67	95.71
39	POST GRADUATE DIPLOMA IN BROADCAST JOURNALISM AND NEW MEDIA	10	10	8	80.00
40	POST GRADUATE DIPLOMA IN COMPUTER APPLICATION	300	298	282	94.63
41	POST GRADUATE DIPLOMA IN CHHATTISGARHI LANGUAGE LITERATURE	293	287	261	90.94
42	POST GRADUATE DIPLOMA IN PSYCHOLOGICAL GUIDANCE AND COUNSELLING	57	56	40	71.43
43	POST GRADUATE DIPLOMA IN HUMAN RESOURCE MANAGEMENT	16	16	12	75.00



RESULT SUMMARY JAN.-DEC. 2020

sl.	exam_name	total	appear	pass	pass%
44	POST GRADUATE DIPLOMA IN JOURNALISM AND MASS COMMUNICATION	15	14	14	100.00
45	POST GRADUATE DIPLOMA IN LABOUR LAW AND LABOUR WELFARE	22	21	20	95.24
46	POST GRADUATE DIPLOMA IN MARKETING MANAGEMENT	1	1	1	100.00
47	POST GRADUATE DIPLOMA IN TOURISM MANAGEMENT	4	4	2	50.00
48	POST GRADUATE DIPLOMA IN YOG SCIENCE	350	350	315	90.00
49	POST GRADUATE DIPLOMA IN CYBER LAW	16	16	16	100.00
		7360	7205	6529	90.62

*Pradham*  
**Exam Controller**  
**PSSOU**

**VERIFIED**

*Pradham*  
**Shri Resham Lal Pradhan**  
**Incharge NAAC Criteria-V.L.**  
**PSSOU, CG Bilaspur**



RESULT SUMMARY JULY-JUNE 2020-21

sl.	exam_name	total	appear	pass	pass%
1	BACHELOR OF ARTS (FIRST YEAR)	2182	2109	1806	85.63
2	BACHELOR OF ARTS (SECOND YEAR)	1691	1676	1453	86.69
3	BACHELOR OF ARTS (THIRD YEAR)	1399	1388	1157	83.36
4	BACHELOR OF SCIENCE (FIRST YEAR)	2154	2138	1709	79.93
5	BACHELOR OF SCIENCE (SECOND YEAR)	1963	1953	1687	86.38
6	BACHELOR OF SCIENCE (THIRD YEAR)	1183	1182	984	83.25
7	BACHELOR OF COMMERCE (FIRST YEAR)	181	172	137	79.65
8	BACHELOR OF COMMERCE (SECOND YEAR)	155	153	132	86.27
9	BACHELOR OF COMMERCE (THIRD YEAR)	68	67	53	79.10
10	BACHELOR OF EDUCATION (FIRST YEAR)	506	504	498	98.81
11	BACHELOR OF EDUCATION (SECOND YEAR)	498	498	496	99.60
12	BACHELOR OF LIBRARY AND INFORMATION SCIENCE	1185	1179	1110	94.15
13	BACHELOR OF BUSINESS ADMINISTRATION (FIRST YEAR)	23	21	16	76.19
14	BACHELOR OF BUSINESS ADMINISTRATION (SECOND YEAR)	18	18	11	61.11
15	CERTIFICATE IN GOODS AND SERVICES TAX	39	34	21	61.76
16	DIPLOMA IN COMPUTER APPLICATION	473	469	416	88.70
17	DIPLOMA IN ELEMENTARY EDUCATION (PART-I)	2043	2028	1961	96.70
18	DIPLOMA IN ELEMENTARY EDUCATION (PART-II)	1998	1992	1936	97.19
19	DIPLOMA IN RAMCHARIT MANAS ON SOCIAL WELFARE THROUGH SCIENCE	16	16	15	93.75
20	M.A. (FINAL) ECONOMICS	3	3	2	66.67
21	M.A. (FINAL) EDUCATION	163	162	159	98.15
22	M.A. (FINAL) ENGLISH	1464	1460	1417	97.05
23	M.A. (FINAL) HINDI	220	219	212	96.80
24	M.A. (FINAL) MATHEMATICS	12	12	11	91.67
25	M.A. (FINAL) POLITICAL SCIENCE	135	134	126	94.03
26	M.A. (FINAL) SANSKRIT	268	268	255	95.15
27	M.A. (FINAL) SOCIOLOGY	183	182	178	97.80
28	M.A. (PREVIOUS) EDUCATION	187	185	179	96.76
29	M.A. (PREVIOUS) ENGLISH	1310	1295	1250	96.53
30	M.A. (PREVIOUS) HINDI	272	271	260	95.94
31	M.A. (PREVIOUS) MATHEMATICS	11	11	11	100.00
32	M.A. (PREVIOUS) POLITICAL SCIENCE	175	172	168	97.67
33	M.A. (PREVIOUS) SANSKRIT	252	252	242	96.03
34	M.A. (PREVIOUS) SOCIOLOGY	267	264	256	96.97
35	MASTER OF COMMERCE (FINAL)	195	193	185	95.85
36	MASTER OF COMMERCE (PREVIOUS)	168	166	158	95.18
37	M.Sc. (FINAL) MATHEMATICS	1340	1336	1291	96.63
38	M.Sc. (PREVIOUS) MATHEMATICS	1633	1622	1561	96.24
39	MASTER OF SOCIAL WORK (PREVIOUS)	424	421	395	93.82
40	MASTER OF SOCIAL WORK (FINAL)	201	200	186	93.00
41	POST GRADUATE DIPLOMA IN ADVERTISING AND PUBLIC RELATION	3	3	3	100.00
42	POST GRADUATE DIPLOMA IN BROADCAST JOURNALISM AND NEW MEDIA	6	6	5	83.33
43	POST GRADUATE DIPLOMA IN COMPUTER APPLICATION	1146	1143	1098	96.06
44	POST GRADUATE DIPLOMA IN CHHATTISGARHI LANGUAGE LITERATURE	846	840	822	97.86



RESULT SUMMARY JULY-JUNE 2020-21

sl.	exam_name	total	appear	pass	pass%
45	POST GRADUATE DIPLOMA IN PSYCHOLOGICAL GUIDANCE AND COUNSELLING	114	111	101	90.99
46	POST GRADUATE DIPLOMA IN HUMAN RESOURCE MANAGEMENT	26	25	22	88.00
47	POST GRADUATE DIPLOMA IN JOURNALISM AND MASS COMMUNICATION	42	40	35	87.50
48	POST GRADUATE DIPLOMA IN LABOUR LAW AND LABOUR WELFARE	29	26	24	92.31
49	POST GRADUATE DIPLOMA IN MARKETING MANAGEMENT	8	8	7	87.50
50	POST GRADUATE DIPLOMA IN TOURISM MANAGEMENT	6	6	3	50.00
51	POST GRADUATE DIPLOMA IN YOG SCIENCE	806	800	733	91.63
52	POST GRADUATE DIPLOMA IN CYBER LAW	46	46	43	93.48
		29736	29479	26996	91.58

*Pradhan*  
**Exam Controller**  
**PSSOU**

**VERIFIED**

*Pradhan*  
**Shri Resham Lal Pradhan**  
 Incharge NAAC Criteria-VII  
 PSSOU, CG Bilaspur



RESULT SUMMARY JAN.-DEC. 2021

sl.	exam_name	total	appear	pass	pass%
1	BACHELOR OF ARTS (FIRST YEAR)	641	601	495	82.36
2	BACHELOR OF ARTS (SECOND YEAR)	590	573	480	83.77
3	BACHELOR OF ARTS (THIRD YEAR)	327	324	252	77.78
4	BACHELOR OF SCIENCE (FIRST YEAR)	501	491	369	75.15
5	BACHELOR OF SCIENCE (SECOND YEAR)	463	462	358	77.49
6	BACHELOR OF SCIENCE (THIRD YEAR)	326	323	258	79.88
7	BACHELOR OF COMMERCE (FIRST YEAR)	61	59	41	69.49
8	BACHELOR OF COMMERCE (SECOND YEAR)	39	39	27	69.23
9	BACHELOR OF COMMERCE (THIRD YEAR)	20	20	11	55.00
10	BACHELOR OF LIBRARY AND INFORMATION SCIENCE	428	426	341	80.05
11	BACHELOR OF BUSINESS ADMINISTRATION (FIRST YEAR)	10	9	4	44.44
12	BACHELOR OF BUSINESS ADMINISTRATION (SECOND YEAR)	3	3	2	66.67
13	BACHELOR OF BUSINESS ADMINISTRATION (THIRD YEAR)	6	6	5	83.33
14	DIPLOMA IN COMPUTER APPLICATION	165	165	148	89.70
15	DIPLOMA IN RAMCHARIT MANAS ON SOCIAL WELFARE THROUGH SCIENCE	8	6	6	100.00
16	M.A. (FINAL) ECONOMICS	2	2	1	50.00
17	M.A. (FINAL) EDUCATION	49	49	48	97.96
18	M.A. (FINAL) ENGLISH	392	390	368	94.36
19	M.A. (FINAL) HINDI	62	62	57	91.94
20	M.A. (FINAL) HISTORY	1	0	0	#DIV/0!
21	M.A. (FINAL) MATHEMATICS	9	9	9	100.00
22	M.A. (FINAL) POLITICAL SCIENCE	38	37	35	94.59
23	M.A. (FINAL) SANSKRIT	70	70	68	97.14
24	M.A. (FINAL) SOCIOLOGY	69	69	68	98.55
25	M.A. (PREVIOUS) EDUCATION	58	57	56	98.25
26	M.A. (PREVIOUS) ENGLISH	395	384	353	91.93
27	M.A. (PREVIOUS) HINDI	66	66	62	93.94
28	M.A. (PREVIOUS) MATHEMATICS	1	1	1	100.00
29	M.A. (PREVIOUS) POLITICAL SCIENCE	40	39	38	97.44
30	M.A. (PREVIOUS) SANSKRIT	84	83	73	87.95
31	M.A. (PREVIOUS) SOCIOLOGY	89	84	81	96.43
32	MASTER OF COMMERCE (FINAL)	56	56	53	94.64
33	MASTER OF COMMERCE (PREVIOUS)	65	63	57	90.48
34	M.Sc. (FINAL) MATHEMATICS	422	419	404	96.42
35	M.Sc. (PREVIOUS) MATHEMATICS	425	419	396	94.51
36	MASTER OF SOCIAL WORK (PREVIOUS)	137	136	115	84.56
37	MASTER OF SOCIAL WORK (FINAL)	103	103	86	83.50
38	POST GRADUATE DIPLOMA IN ADVERTISING AND PUBLIC RELATION	1	1	1	100.00
39	POST GRADUATE DIPLOMA IN BROADCAST JOURNALISM AND NEW MEDIA	6	6	5	83.33
40	POST GRADUATE DIPLOMA IN COMPUTER APPLICATION	410	410	381	92.93
41	POST GRADUATE DIPLOMA IN CHHATTISGARHI LANGUAGE LITERATURE	256	255	245	96.08
42	POST GRADUATE DIPLOMA IN PSYCHOLOGICAL GUIDANCE AND COUNSELLING	64	63	53	84.13



RESULT SUMMARY JAN.-DEC. 2021

sl.	exam_name	total	appear	pass	pass%
43	POST GRADUATE DIPLOMA IN HUMAN RESOURCE MANAGEMENT	15	15	13	86.67
44	POST GRADUATE DIPLOMA IN JOURNALISM AND MASS COMMUNICATION	20	20	15	75.00
45	POST GRADUATE DIPLOMA IN LABOUR LAW AND LABOUR WELFARE	17	16	12	75.00
46	POST GRADUATE DIPLOMA IN MARKETING MANAGEMENT	4	4	4	100.00
47	POST GRADUATE DIPLOMA IN TOURISM MANAGEMENT	2	2	1	50.00
48	POST GRADUATE DIPLOMA IN YOG SCIENCE	285	282	265	93.97
49	POST GRADUATE DIPLOMA IN CYBER LAW	17	16	16	100.00
		7318	7195	6237	86.69

*Pradhan*  
**Exam Controller**  
**PSSOU**

**VERIFIED**

*(Signature)*

**REGISTRAR**  
 Pt. Sunderlal Sharma (Open)  
 University Chhattisgarh  
 BILASPUR (C.G.)

*Pradhan*  
**Shri Resham Lal Pradhan**  
 Incharge NAAC Criteria-VII  
 PSSOU, CG Bilaspur